



GLASSHOUSE PORT MACQUARIE



Glasshouse Theatre

Technical Specifications

The information contained in this document is accurate at the date specified above. To ensure information is up to date please contact the venue closer to the date of your intended event.



Government
Sponsors



A facility of Port
Macquarie Hastings
Council



Trade &
Investment
Arts NSW

The Glasshouse is
supported by the
NSW Government
through Arts NSW

Founding
Sponsors



AST
Associated Solar Tenants
Federation

**THE ROSS
FAMILY**



CONTENTS

STAGE.....	4
Brief Stage Description	4
Stage Dimensions	4
AUDITORIUM.....	5
Overview:.....	5
Removable Seats:.....	5
Capacity:	5
ORCHESTRA PIT / FORESTAGE EXTENSION.....	6
SMOKE STOP CURTAIN.....	6
FLYING SYSTEM.....	6
Overview:.....	6
Fly System Details	6
STAGING	7
Drapery.....	8
Access Equipment:.....	8
Staging Units:.....	8
Stage Covers:.....	8
Stage Floor:	8
Rigging / Staging Equipment.....	8
VEHICLE ACCESS	10
Loading Dock Access	10
Restrictions / Obstructions	10
Loading Dock Dimensions	10
Scenery Access to Stage.....	10
LIGHTING	11
Positions.....	11
Control.....	11
Control Position	11
Dimming.....	11
House Lights.....	12
Power.....	12
Cabling	12
AUDIO.....	16
Control Positions.....	16



Government
Sponsors



A facility of Port
Macquarie Hastings
Council



Trade &
Investment
Arts NSW

The Glasshouse is
supported by the
NSW Government
through Arts NSW

Founding
Sponsors



AST
Australian Solar Timbers
Furniture Foundation

THE ROSS
FAMILY



Control.....	16
Speakers & Amplification.....	16
Playback.....	16
Microphones – Radio	17
House frequencies (theatre)	17
Accessories.....	17
Line Patching	17
Cabling	18
Audio Notes.....	18
AUDIO VISUAL.....	19
Projectors.....	19
Screens.....	19
AV Equipment.....	19
Cabling.....	19
BACKSTAGE.....	21
Communications	21
Dressing Rooms	22
Laundry / Wardrobe.....	22
Production Management Facilities	22
Greenroom.....	22
Stage Door.....	22
ADDITIONAL INFORMATION	23
Orchestral.....	23
Rehearsal Spaces	23
Other	23
Staff / Scheduling Requirements	23
VENUE	24
Venue Address.....	24
Postal Address	24
Contacts.....	24



Government
Sponsors



A facility of Port
Macquarie Hastings
Council



Trade &
Investment
Arts NSW
The Glasshouse is
supported by the
NSW Government
through Arts NSW

Founding
Sponsors



AST
Australian Solar Timber
Furniture Foundation

THE ROSS
FAMILY



STAGE

Brief Stage Description

- Stage is **Not raked**
- Stage is **920mm** above Floor of 'A' Row.
- Stage Crossover behind rear wall of stage.
- Stage Surface is **6mm Masonite** on top of 2 x 19mm Ply
- Stage Uniformly distributed load limit = **5.5kpa**
- Stage point load limit = **5.5KN**
- Smoke curtain is in front of proscenium and does not drop to stage level

Stage Dimensions

Proscenium Arch:

- Width is **14'000mm** (Fabric Tormentors can reduce width to 10m)
- Height is
 - **9880mm** from Stage floor to underside of concrete
 - **9348mm** from stage floor to underside of acoustic shell
- Thickness of proscenium arch is **200mm**

Distance From:

SL = *Setting Line (upstage edge of proscenium)*

CL = *Centre Line*

- SL to DS edge of apron = **900mm**
- SL to DS edge of Orchestra Lift/Pit = **3700mm** at CL (Curved pit)
- SL to first fly line = **520mm** (House Curtain)
- SL to last upstage fly line = **8420mm** (Line 25)
- SL to rear wall = **10'000mm**
- CL to OP wall = **9400mm**
- CL to PS wall = **9400mm**
- Stage floor to underside of grid **16'000mm**

Overhead obstructions:

- Air conditioning ducts OP & PS walls at a height of 7000mm above stage level
- Catwalks (fly floor / patch floor) 8100mm above stage level



Government
Sponsors



A facility of Port
Macquarie Hastings
Council



Trade &
Investment
Arts NSW

The Glasshouse is
supported by the
NSW Government
through Arts NSW

Founding
Sponsors



AST
Australian Solar Timbers
Furniture Exports

THE ROSS
FAMILY



AUDITORIUM

Overview:

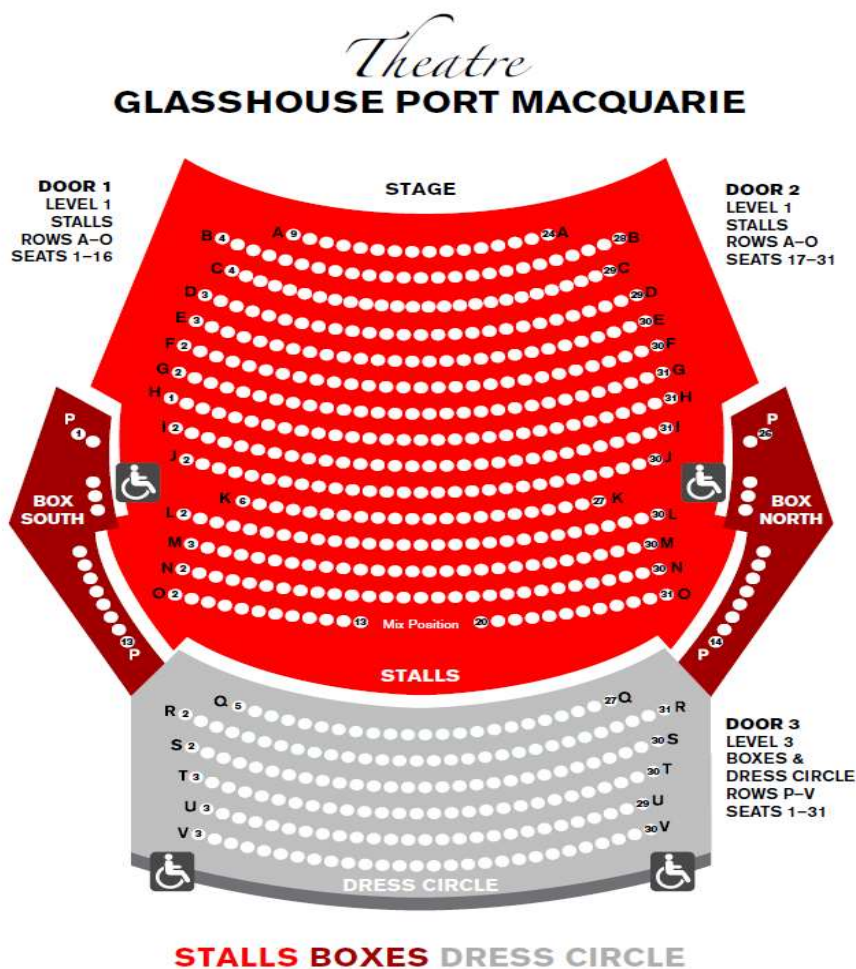
The Glasshouse Auditorium is 594 tiered fold down seats, including a Balcony. Removable treads from stage to auditorium are available upon request and require the removal of seating. Wheel chair spaces are available in both balcony and stalls, and requires the removal of seating to accommodate.

Removable Seats:

- Orchestra Pit = **41 seats** (A9 – A24 & B4 – B28)
- Treads = **6 seats** (OP side - B4, B5, C4 & P Side B27, B28, C29)
- Wheel Chair Seating = **12 seats** accommodates **8 wheelchairs**

Capacity:

- Full Theatre = **594**
 - Stalls = 403
 - Balcony = 191
- Full Theatre with Orchestra Pit / Forestage = **541**
 - Stalls = 356
 - Balcony = 191
- Full Theatre with Treads (both sides) = **582**
 - Stalls = 397
 - Balcony = 191



Accessible seats row J and Row V



Government
Sponsors



A facility of Port
Macquarie Hastings
Council



Trade & Investment
Arts NSW

The Glasshouse is
supported by the
NSW Government
through Arts NSW

Founding
Sponsors



AST
Australian Solar Timber
Council Inc.

**THE ROSS
FAMILY**



ORCHESTRA PIT / FORESTAGE EXTENSION

- Orchestra pit / Forestage extension is a Serapid™ Lift system
- Orchestra pit / Forestage extension is semi-circular
- Orchestra pit / Forestage extension can be set anywhere between **stage level** and **3000mm** below stage level
- Uniform distributed load = **7.5 kPa**
- Maximum point load = **4.5 kN**
- Static load limit = **10'000kgs**
- Working load limit (dynamic) = **6000kgs**
- Dimensions = **8300mm width x 2200mm depth @ centre**
- Orchestra Pit capacity = **20 persons**

SMOKE STOP CURTAIN

Smoke Stop Curtain is located **DS of Proscenium**. It is an automatic drop down curtain triggered by fire / smoke in the fly tower. The smoke curtain drops from above the proscenium, to a height of 5000mm above stage level. It is designed to change the flow of smoke, not to create a solid barrier between the stage and the auditorium.

FLYING SYSTEM

Overview:

The Glasshouse Theatre's Flying System consists of 26 motor winches of which 25 are controlled via a 'Siemens' control dongle. The system can program up to 10 presets. Presets cannot be played back simultaneously.

The House curtain (line 1) can be controlled via a separate push button controller located mid-stage prompt.

Fly System Details:

- Can be operated from multiple positions:
 - Stage level prompt side (preferred for load in / out)
 - Stage level OP side
 - Fly floor OP side (preferred position for performance)
 - Fly floor PS
 - Motor winch room (for maintenance)
- Number of lines controlled via Dongle = **25** (header is manual control only)
- Batten Drift = **15'400mm**
- Batten Type = **RHS Steel 75mm x 50mm**
- Batten Length = 14'500mm
- Batten extensions = 4 available adding ½ metre per side
- Batten Pick-ups = 5 pickups (1 at centre then at 2900mm increments)
- Batten Point load = **200kg**
- Batten W.L.L> = **400kg**
- All fly bars can be swung (including LX bars)

SEE HANGING PLOT FOR LINE ALLOCATIONS AND FURTHER INFO



Government
Sponsors



A facility of Port
Macquarie Hastings
Council



The Glasshouse is
supported by the
NSW Government
through Arts NSW

Founding
Sponsors



THE ROSS
FAMILY



Current Standard Hanging Plot

As at 26/04/2023

Line type: MW= Motor Winch

Line #	Distance from SL	Line Type	W.L.L Stripped	CURRENT VENUE HANGING PLOT	PROPOSED VENUE HANGING PLOT	OTHER INFORMATION	Standard Bar Height (mm)
-	260mm	MW	1000KG	TEASER	N/A		
1	520mm	MW	400KG	House Curtain			
2	720mm	MW	400KG	Tormentors (with 500mm return)			
3	920mm	MW	400KG	LX Bar 1		DS Foldback	7500
4	1620	MW	400KG				
5	1820	MW	400KG				
6	2020	MW	400KG				
7	2220	MW	400KG	Border 1			
8	2420	MW	400KG	Legs 1 (with 1000mm return)			
9	2620	MW	400KG	LX Bar 2			7500
10	2820	MW	400KG				
11	3020	MW	400KG				
12	3220	MW	400KG				
13	3620	MW	400KG	Border 2			
14	4020	MW	400KG	Legs 2 (With 1000mm return)			
15	4420	MW	400KG	LX Bar 3		US Foldback	7500
16	4820	MW	400KG	Border 3		Screen	
17	5220	MW	400KG	Black Tabs			
18	5620	MW	400KG	Legs 3 (With 1000mm return)			
19	6020	MW	400KG	LX Bar 4			7500
20	6420	MW	400KG	Border 4			
21	6820	MW	400KG	Legs 4			
22	7220	MW	400KG	LX Bar 5			7500
23	7620	MW	400KG	LX Bar 6			8000
24	8020	MW	400KG	Black Tabs			
25	8420	MW	400KG	White Cyclorama			



Government
Sponsors



A facility of Port
Macquarie Hastings
Council



Trade &
Investment
Arts NSW

The Glasshouse is
supported by the
NSW Government
through Arts NSW

Founding
Sponsors



AST
Australian Solar Timbers
Council Inc.

THE ROSS
FAMILY



STAGING

Drapery

*Type	Material	Colour	Width	Drop	Qty
House Curtain	Satin (100%fullness)	Charcoal	8100mm	7500mm	2 (1 Pair)
Borders	Wool (0%fullness)	Black	15000mm	4000mm	5
Legs	Wool (0%fullness)	Black	4000mm	9000mm	10 (5 pairs)
Tab / Smother	Wool (50%fullness)	Black	7800mm	7000mm	4 (2 Pairs)
Cyclorama	Filled Cloth	White	15000mm	7000mm	1
Gauze	Filled Cloth	Black	15000mm	7000mm	1
Borders (not in use)	Wool (50%fullness)	Black	15000mm	3000mm	5
Legs (not in use)	Wool (50%fullness)	Black	3000mm	7000mm	8 (4 pairs)
Legs (not in use)	Wool (50%fullness)	Black	2000mm	7000mm	4 (2 pairs)

Access Equipment:

- **Elevated Work Platform:**
 - **Genie GR20** Single man EWP. Maximum height is 6m (20ft)
- **Ladders:**
 - 2 of 2.4m Step ladder - Fibreglass
 - 2 of 1.2m Step ladder – Fibreglass
 - 1 of 3.3m to 5.8m Extension Ladder - Aluminium

Staging Units:

- **Mega-Deck** 1.2m x 2.4m x 10 units
 - Heights @ 300mm / 600mm / 900mm

Stage Covers:

- **Harlequin Cascade** Dance Floor, 5 pieces each 2m wide x 14m long, laid across stage.

Stage Floor:

All penetrations into stage floor must be approved by the Glasshouse prior to arrival and will be at cost to the presenter. **Screwing to the Stage floor is allowed to a MAXIMUM DEPTH OF 35MM'**

Rigging / Staging Equipment

Item	Detail / Accessories	W.L.L.	Qty
Chain Blocks		500kg	1
Shackles	D - Shackles	1t	30
Shackles	Bow - Shackles	0.5t	125
Shackles	Bow - Shackles	0.75t	5
Shackles	Bow - Shackles	1t	19
Shackles	Bow - Shackles	2t	10
Shackles	Bow - Shackles	3.25t	3
Shackles	Bow - Shackles	6.5t	20
Tumbuckles	200mm Stainless	100kg	16
Tumbuckles	300mm	100kg	40
Girder Clamps		2t	4
FSWR	8m – Black Sheath	80kg	10
FSWR	6m – Black Sheath	80kg	9
FSWR	4m – Black Sheath	80kg	4
FSWR	2m – Black Sheath	80kg	4
FSWR	1m	80kg	6
Scaffold coupler	90deg Fixed		24
Scaffold coupler	Swivel		3



Government
Sponsors



A facility of Red
Macquarie Hastings
Council



Trade & Investment
Arts NSW

Founding
Sponsors



AST
Association Solar Timbers
Regional Excellence

THE ROSS
FAMILY



Sling	"yuppie Strap" 1/2m flat with buckles	100kg	23
Sling	1/2m Flat sling with Rings	100kg	23
Sling	1m Black Round	1t	9
Sling	2m Black Round	1t	2
Sling	1m Green Flat Webb	2t	3
Sling	2m Green Flat Webb	2t	2
Shot Bags	Black	10kg	30
Iron Counterweight	(owned by Jands – Not always on site)	12kg	40

- All overhead elements must be rigged with rated equipment and fitted and installed by qualified personnel. Rigging Ticket must be presented to glasshouse management prior to rigging work commencing.



Government
Sponsors



A facility of Port
Macquarie Hastings
Council



Trade &
Investment
Arts NSW

The Glasshouse is
supported by the
NSW Government
through Arts NSW

Founding
Sponsors



AST
Australian Solar Timber
Furniture Foundation

THE ROSS
FAMILY



VEHICLE ACCESS

Loading Dock Access

Access to the Glasshouse loading dock is through the Hay Street Road Enclosure (via Clarence Street)

Vehicles must manoeuvre through pedestrian walkways to access the loading dock and as such it is essential the following restrictions are observed:

Restrictions / Obstructions

- Trucks shall enter and leave the Hay Street Road Enclosure and Glasshouse loading dock under direction and supervision of Glasshouse traffic controllers.
- The Glasshouse must be notified a minimum of 10 business days prior to arrival of all heavy vehicles requiring access to loading dock..
- Glasshouse staff will be scheduled accordingly to assist in the implementation of the Traffic Management Plan required to facilitate access.
- Trucks exceeding 8 tonne or 8 metres in length are prohibited from leaving the site via streets to the west of Hay Street, north of Clarence Street and north of Gordon Street.
- No vehicle exceeding the dimension of a 19m long articulated will be allowed to attend the site

Loading Dock Dimensions

- Loading Dock Height above ground level = **925mm**
- Loading Dock Clearance Height = **4495mm**
- Dock Leveller heights
 - **700mm** Minimum operating height above ground level
 - **1500mm** Maximum operating height above ground level
- Dock Door / to scenery dock Dimensions:
 - **3410mm** High
 - **3250mm** Wide
 - **4710mm** Diagonal

Scenery Access to Stage:

- Direct from scene dock sliding acoustic door
 - **5900mm** High
 - **4000mm** Wide
 - **7128mm** Diagonal
- BOH Lift to Dressing Rooms / Laundry
 - **2800mm** Door Height
 - **2000mm** Door Width
 - **3000mm** Internal Lift Dept
 - **3400mm** Internal Lift Height



Government
Sponsors



A facility of Port
Macquarie Hastings
Council



The Glasshouse is
supported by the
NSW Government
through Arts NSW

Founding
Sponsors



THE ROSS
FAMILY



LIGHTING

Positions

- **Overhead LX Bars**
 - 6 bars each comprising of 4 sections of Jands JLX lighting bars
 - Bar width = **14'000mm**
 - No of outlets per bar = **24**
 - See hanging plot for current positions
- **FOH Bridge # 1**
 - Distance from setting line = **14'900mm @ 55°**
 - Bar Width = **19'000mm**
 - No of outlets = **24**
- **FOH Bridge # 2**
 - Distance from setting line = **18'200mm @ 40°**
 - Bar Width = **17'000mm**
 - No of outlets = **48**
 - Standard follow spot positions @ 5m from centre PS & OP. Centre is also available by request.
- **Circle Rail**
 - Distance from setting line = **11'500mm**
 - Bar Width = **9'000mm**
 - No of outlets = **10**
 - Bar is Curved – Access via extension ladder in Auditorium
- **Balcony bars (OP & PS)**
 - Distance from setting line = **3'000mm (stage end) / 6000mm (Rear auditorium end)**
 - Bar Width = **3'000mm**
 - No of outlets = **6 per side (12)**
 - Bar is Curved – Access via extension or A frame ladder in Auditorium
- **FOH Box Booms (OP & PS)**
 - Distance from setting line = **1000mm**
 - Bar Width = **3'000mm**
 - No of outlets = **12 per side (24)**
 - *Box Booms are dual bars split into 3 levels (4 outlets per level)*
 - *Stage (900, 2000) Mid (4100, 4700) Upper (6800, 7300)*

Control

- Lighting desk is an **ETC Ion**
- Lighting desk has **6000 Control channels**
- Lighting desk has **6 DMX outputs (2 Via Local, 4 Via Cat5 ETC DMX Node)**
- DMX is distributed by **3 Jands DD-8 splitters and 1 LCS Delta splitter** (Not RDM Capable)
- Lighting desk has wireless remote 'riggers' control via an iPad with ETC Software.

Control Position

- Control Room located at rear of Stalls behind glass sliding panels
- Middle of Stalls for Pre Production (Temporary Production Desk)
- Side Stage and other various Locations Via Cat5 DMX Node

Dimming

- Total Dimmers = **318**
 - Jands HPX Theatre 2.4kw = **144**
 - Jands HPC 2.4kw = **24**
 - Jands HPX Pro 5kw = **30**
 - State Automation Solution Cool 2.4kw = **120**

State Automation dimmers can be bypassed to allow 240v 'gpo' scenario – (physical bypass which removes DMX control from outlet)



Government
Sponsors



A facility of Port
Macquarie Hastings
Council



Trade &
Investment
Arts NSW

The Glasshouse is
supported by the
NSW Government
through Arts NSW

Founding
Sponsors



AST
Australian Solar Timber
Tropical Industries

THE ROSS
FAMILY



House Lights

House lights are controlled via Dynalite control system. Dynalite control panels are located at prompt side of stage and control room. Different intensity presets are available however fade times are not adjustable from Dynalite control panels. See ##NB##

Power

- **3 Phase Outlets:**
 - Stage Catwalks = 10 x 32a (used for lighting dimmers)
 - Above forestage (in FOH Rigging area) = 1 x 32a – tech earth
 - FOH Bridge # 2 = 2 x 40a (OP) 1 x 32a (centre)
 - On stage = 2 x 40a (USOP & USPS) 1 x 32a – tech earth (PS)
 - Stage Crossover = 1 x 32a – tech earth (centre)
 - Under stage = 2 x 40a (USOP & USPS)
 - Loading Dock = 2 x 40a – tech earth, 1 x 40a
 - Scene Dock = 2 x 32a
 - Fly Grid = 2 x 40a
- 240v 10a power outlets are available on stage
- Tech earth power is denoted by a green outlet

Cabling

- **240v Extension Cable:**
 - Available in Various lengths and Quantities
- **3 phase Extensions:**
 - 1 of 32amp x 10m length
 - 2 of 40amp x 15m length
 - 2 of 40amp x 10m length

Luminaries

Profiles:

Make	Model	Angle	Detail / Accessories	Watt	Qty
ETC	Source 4	5°	.	750w	2
ETC	Source 4	10°		750w	6
ETC	Source 4	14°		750w	18
ETC	Source 4	19°		750w	10
ETC	Source 4	26°		750w	9
ETC	Source 4 Zoom	15°-30°		750w	12
ETC	Source 4 Junior	25°-50°		575w	33
Selecon	Pacific Zoom	23°-50°		600w	13
Selecon	Pacific Zoom	14° - 35°		600w	22
Selecon	Pacific Zoom	45° - 75°		600w	2

Fresnels:

Make	Model	Angle	Detail / Accessories	Watt	Qty
Selecon	Rama	7°-50°	All with Barn doors	1200	28
Selecon	Arena	7°-60°	All with Barn doors	2000	10
Selecon	Acclaim		All with Barn doors	650	16

PCs:

Make	Model	Angle	Detail / Accessories	Watt	Qty
Selecon	Rama	5°-60°	All with Barn doors	1200	28

Floods / Washes:

Make	Model	Angle	Detail / Accessories	Watt	Qty
------	-------	-------	----------------------	------	-----



Government
Sponsors



A facility of Port
Macquarie-Hastings
Council



Trade & Investment
Arts NSW
The Glasshouse is
supported by the
NSW Government
through Arts NSW

Founding
Sponsors



AST
Association Solar Timbers
Regional Excellence

THE ROSS
FAMILY



ETC	S4 - Par	Lens avail – VNS, NS, MFL, WFL	Aluminium Reflector	750w	52
Selecon	Aurora 4 cell		4 compartment Cyc Flood - Linear	1200w per cell	8
Chauvet	Parhex 12 RGBAW LED	Flood			12

Follow Spots:

Make	Model	Angle	Detail / Accessories	Watt	Qty
Lycian	SuperArc 400 Model 1266		7 colour magazine Manual Dimmer Full closing Iris and Shutter	400	2

Additional Items:

Item	Make	Size	Detail / Accessories	Qty
Booms	Alloy Pipe	Various	Painted Black	
Boom Trolleys	Mobile on castors		Painted Black	10

Moving Lights:

Item	Make	Model	Detail / Accessories	Qty
LED Wash	Martin	Mac Aura	19 x 10w RGB array	20
LED Profile	Martin	Rush MH1	180w output	16
LED Profile	EK	E1	400w RGBW	8

Lighting Notes

OP and PS Balcony Masks DS edges of Apron from Bridge positions

Be aware that due to FOH 1 Position Focusing may cause issues with Low Fly Batten Deads

House Lights are Controllable Via DMX through the "House Lighting Desk Only" this takes up the 4th Universe of DMX

The House Desk can be placed beside the touring console with the House lights controlled on a Fader.

The W.L.L. of the LX Bars with the standard 4 x Jands JLX Pro Bars = 150kg



Government
Sponsors



A facility of Port
Macquarie Hastings
Council



Trade & Investment
Arts NSW
The Glasshouse is
supported by the
NSW Government
through Arts NSW

Founding
Sponsors



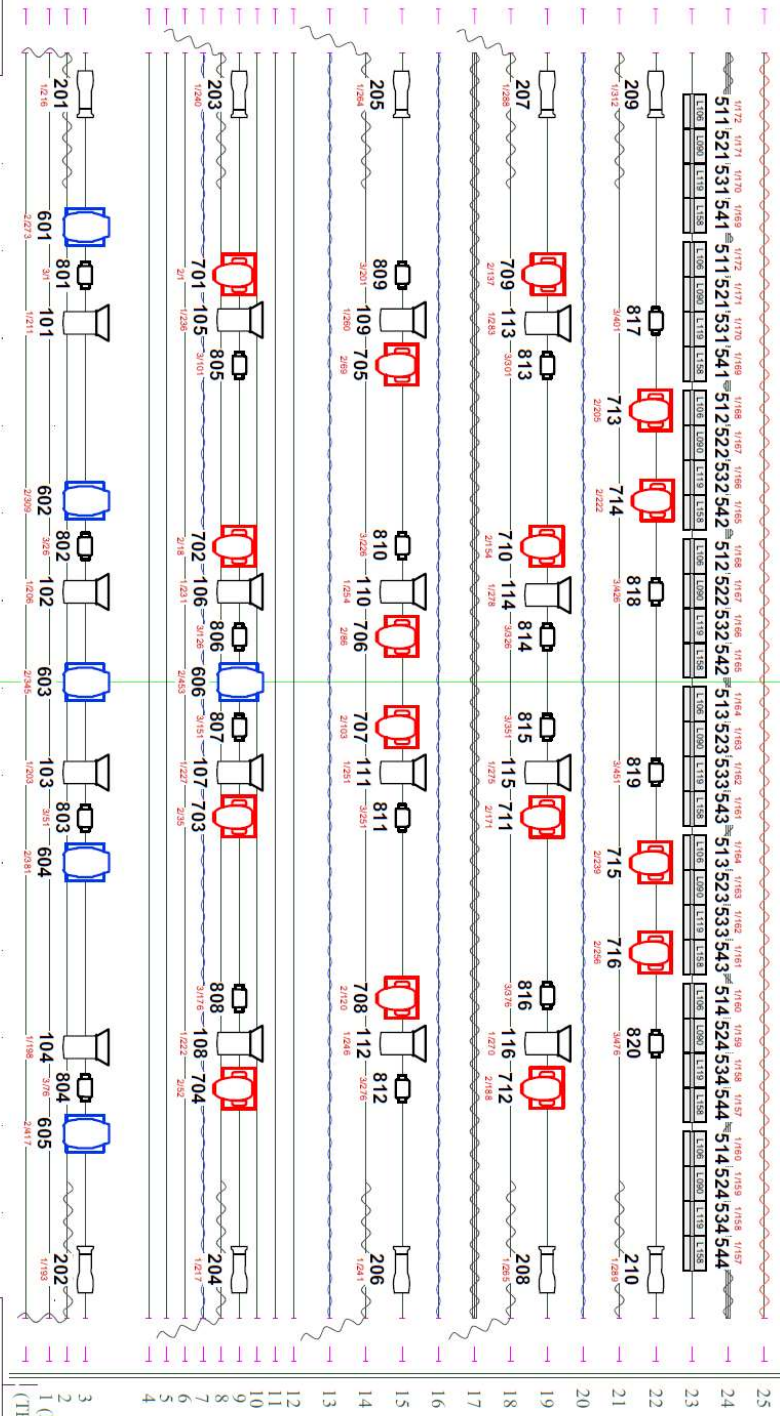
AST
Association Solar Timbers
Furniture Exports

THE ROSS
FAMILY



FLY FLOOR
BOMB BAY
DOOR

0 6m 5m 4m 3m 2m 1m C 1m 2m 3m 4m 5m 6m 14 M



LINE	SETTING LINE	ITEM
25	84.20	White Cyclorama
24	80.20	Smaller Table on Traveller
23	76.20	LX 6
22	72.20	LX 5
21	68.20	LX 4
20	64.20	Border 4
19	60.20	LX 4
18	56.20	Legs 3 w/1000mm Beams
17	52.20	Midstage Table on Traveller
16	48.20	Border 3
15	44.20	LX 3
14	40.20	Legs 2 w/1000mm Beams
13	36.20	Border 2
12	32.20	
11	28.20	
10	24.20	LX 2
9	20.20	Legs 1 w/1000mm Beams
8	16.20	Border 1
7	12.20	
6	8.20	
5	4.20	
4	0.20	

3	920	LX 1
2	720	Tomatoe w/500mm Return
1	520	HORIS CURTAIN
	260	TEASER



Government
Sponsors



A facility of Port
Macquarie Hastings
Council



The Glasshouse is
supported by the
NSW Government
through Arts NSW

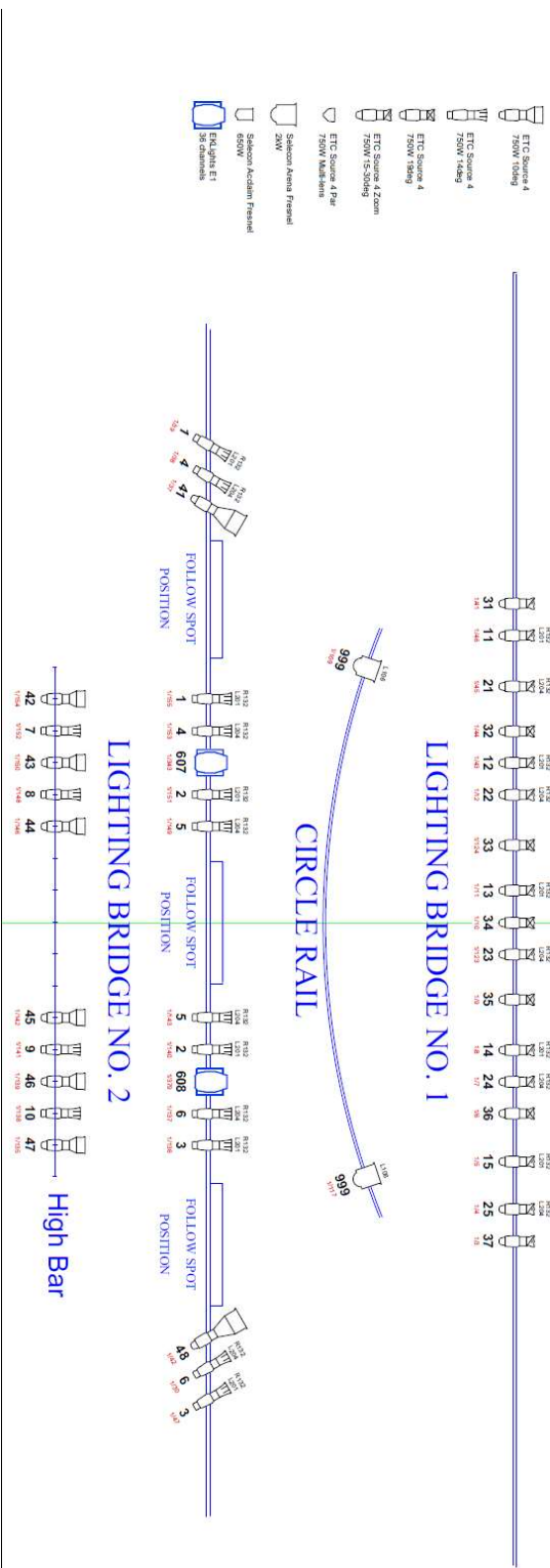
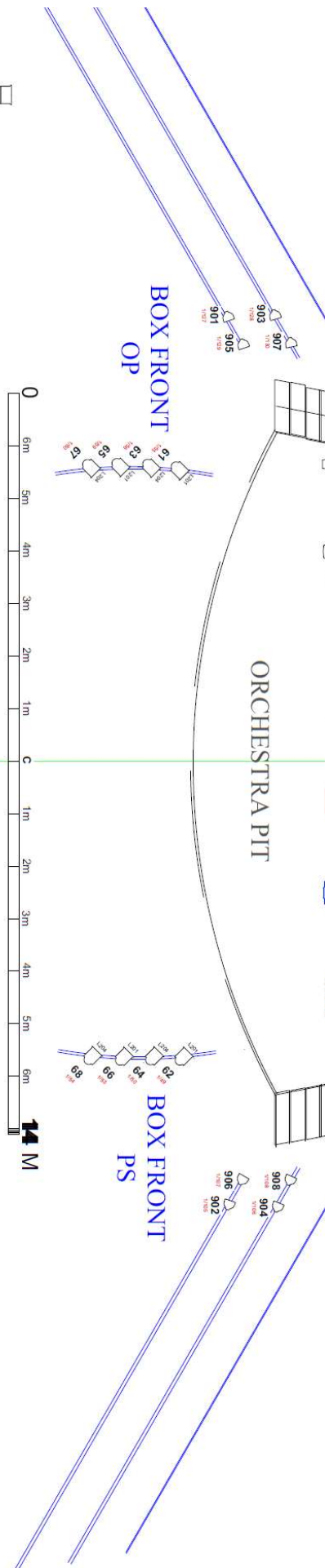
Founding
Sponsors



AST
Association Solar Timbers
National Exhibition

THE ROSS
FAMILY





Government
Sponsors



A facility of Red
Macquarie Hastings
Council



Trade & Investment
Arts NSW

Founding
Sponsors



AST
Association Solar Timbers
Timber Exports

**THE ROSS
FAMILY**



AUDIO

Control Positions

- **In-Auditorium Mix position** Located centre of row O (7 seats).
- **Control Room** at rear of Auditorium stalls behind sliding glass panels.
NB Control Room is approximately 5db quieter than auditorium, and not recommended for mixing live, but preferred AV and lighting control position.

Control

- **Primary Mixer**
- **Digico SD8** Digital Mixing desk, 60 mono or stereo input, 24 mono or stereo output busses, 12x12 matrix, 12 Control Group/VCA, Dual MADI I/O, UB MADI 48in/48out multi-track recording capabilities, with built in graphic EQ, effects/dynamics such as reverb, delay, and gates.
- **Secondary Mixer** (Monitor console and B/U for FOH, and subject to availability)
- **Digico SD11** Digital Mixing desk, 48 Input channels with 16/8 Local I/O, 24 mono or stereo output busses, 8x8 Matrix, 8 Control Group/VCA, with built in graphic EQ, effects/dynamics such as reverb, delay, and gates.
- **Additional Effects Units available:**
 - **TC Electronic M-One** reverb
 - **TC Electronic D-Two** delay

Speakers & Amplification

- **FOH Speakers:**
 - **12 of JBL VRX – LA – 932** series (4 left, 4 centre, 4 right)
 - **2 of ASB 6128 Subs** (hung behind centre speakers)
 - **2 of RCF HD 12-A MK4**
 - **2 of SUB 705AS II** (additional under balcony fill, 1 speaker and sub each side of stage)
- **FOH Amplification**
 - **5 of Crown XTI 6002**
- **Foldback Wedges:**
 - **4 of Yamaha IF2208** (flown side fill, PS and OP approx. 1200mm and 4600mm from setting line)
 - **8 of Yamaha IF2208** (low profile floor foldback)
 - **6 of JBL PRX 512m**
 - **2 of RCF HD 12-A MK4**
 - **2 of EV SX300a**
 - **2 of EV ZAx1**

Playback

Item	Model	Detail / Accessories	Qty
CD Player	Denon DN360	Single CD Player with "auto-pause"	2
DI for PC/iPod playback	Radial Pro-AV2	Passive DI Box	2

Microphones and DI's



Government
Sponsors



A facility of Port
Macquarie Hastings
Council



The Glasshouse is
supported by the
NSW Government
through Arts NSW

Founding
Sponsors



THE ROSS
FAMILY



Item	Make	Model	Detail / Accessories	Qty
Vocal	Shure	Beta 58a		10
Instrument	Shure	Beta 57a		2
Vocal	Shure	Beta 87a		4
Vocal	Shure	SM 58		2
Instrument	Shure	SM 57		4
Instrument	Shure	KSM27	Lge diaphragm condenser	2
Instrument	Shure	PG 52	Kick drum mic	1
Instrument	Shure	PG 56	Snare/ Toms (Inc.Clips)	3
Instrument	Shure	PG 81	O/H Condensor Mic	2
Instrument	Rode	NT5	O/H Condensor Mic	4
Instrument	Shure	SM81-LC	O/H Condensor Mic	2
Vox / Ins	Shure	MX202	Choir mic	5
Vocal	Shure	MX412	Gooseneck Lectern mic	6
Vocal	Aus. Monitor	AM-G Nelec	Gooseneck Lectern mic	1
Instrument	Sennheiser	E906		1
Instrument	Sennheiser	E901	Kick Drum mic	1
Instrument	Sennheiser	E904	Snare / Toms mic	3
Instrument	Crown	PZM 6D	Plate mic	3
Instrument	DPA pack/case cable/adpt/clips	4099	1 Bass, 2 Cello, 4 Vio, 1 Gtr, 2 Piano CLIPS	4
DI	BSS Audio	AR-133	Active DI Box	4
DI	Radial	Pro-AV2	Passive DI Box	2
DI	Radial	JPC	Passive DI	1
DI	Behringer	DI-100	Active DI Box	2
DI	Artcessories	X-Direct	Active DI Box	2
DI	Artcessories	DTI	Dual Transformer / isolator	1
DI	Whirlwind	EDBI	Passive DI box	3

Microphones – Radio

Item	Make	Model	Detail / Accessories	Qty
Receiver	Sennheiser	EW-300 G3	Receiver	10
Transmitter	Sennheiser	EW-300 G3	Belt Pack transmitter	10
Transmitter	Sennheiser	EW-300 G3 e835	Hand Held Microphone	10
Head worn	DPA		Wired for Sennheiser	7(1)
Lapel	Countrymen	E6	Wired for Sennheiser	5
Lapel	Shure		Clip on Lapel, Wired for Sennheiser	3

House frequencies (theatre)

546.850, 518.100, 548.775, 550.925, 556.350, 557.975, 547.550, 552.750, 553.800, 555.525

Accessories

Item	Model	Detail / Accessories	Qty
Microphone Stand	Konig & Meyer	Straight Round base (black)	6
Microphone Stand	Konig & Meyer	Short Boom (black)	8
Microphone Stand	Konig & Meyer	Tall Boom (black)	20
Speaker Stand	Konig & Meyer	Adjustable height	8

Line Patching

- Line patching to Control room 'Long frame' patch bay:
 - PS to control room = 40
 - OP to control room = 24



Government
Sponsors



A facility of Red
Macquarie Hastings
Council



Trade &
Investment
Arts NSW

Founding
Sponsors



AST
Association Solar Timbers
Local Industries

THE ROSS
FAMILY



- Orchestra Pit to control room = **39**
- In auditorium mix position to control room = **36**
- Multi-core Chute runs from DSPS to Rear Auditorium

Cabling

- **Audio Cable** XLR 3 pin available in various quantities of:
 - 1m
 - 2m
 - 5m
 - 10m
 - 15m
 - 20m
- All Microphone cable is Black
- **Multi-cores** available:
 - 1 of Stage box / core 16 sends 4 returns 20m length
 - 2 of Canare 16 channel Multi-core 10m length

Audio Notes

- FOH Speakers are fixed in position and are not moveable.



Government
Sponsors



A facility of Port
Macquarie Hastings
Council



Trade &
Investment
Arts NSW

The Glasshouse is
supported by the
NSW Government
through Arts NSW

Founding
Sponsors



AST
Australian Solar Timbers
Furniture Exports

THE ROSS
FAMILY



AUDIO VISUAL

Projectors

Item	Model	Detail / Accessories	QTY
NEC	PA600X	6000 Ansi Lumens Subject to Availability	1
NEC	NP3250w	4000 Ansi Lumens Subject to Availability	1
Panasonic	PT-EZ590E	5400 Ansi Lumens Subject to Availability	2
Panasonic	PT-VZ570	4800 Ansi Lumens Subject to Availability	1
Hitachi	CP-AW3005	3300 Lumens Subject to Availability	1
Panasonic	PT-RZ970B	10 000 lumens, Laser, Rigged on Balcony Rail	1

Screens

- **Screen-Technics Fast fold portable projection Screen**
 - Front or rear projection
 - 16:9 Native aspect
 - Screen Dimensions:6087mm x 3424mm (20ft x 11ft)
- **Stumpfl Fast fold portable projection Screen**
 - Screen (8ft x 12ft) 16:9 (fast fold - portable)
 - Optional - Drape Kit

AV Equipment

Item	Model	Detail / Accessories	QTY
TASCAM	DV-D01U	DVD player	2
ROLAND	VR-50HD	Multi Format AV Mixer	1
KRAMER	HQV VP-728	Switcher / Scaler	1
KRAMER	VS-66HN	Splitter 6 in 6 out	1
KRAMA	VP-425	VGA to HDMI Converter	2
NEC	HXR-NX5P	Camera	2
HP	Pro Book 4530s	Laptop	2
ASUS	TP301U	Laptop	2
APPLE	MacBook Pro	Laptop	2

Cabling

- The Glasshouse has sufficient stock of:
 - Coaxial cable
 - RCA cable
 - VGA Cable
 - HDMI Cable



Government
Sponsors



A facility of Red
Macquarie Hastings
Council



Trade &
Investment
Arts NSW

Founding
Sponsors



AST
Association Solar Timbers
Furniture Exports

THE ROSS
FAMILY



Mac Adapters

Item	QTY
Mini DisplayPort to VGA	4
Mini DisplayPort to DVI	1
Mini DisplayPort to HDMI	1
HDMI to DVI	1
HDMI to VGA	2
30-Pin to VGA	2
Lightning to 30-pin Adapter	1
Mini DisplayPort to Ethernet	1
USB C to HDMI/VGA	2
USB C to HDMI and USB (Apple)	2

The Glasshouse can send vision and audio from the Theatre to the Ross Family Studio and both Meeting Room 1 & 2.



Government
Sponsors



A facility of Port
Macquarie Hastings
Council



Trade &
Investment
Arts NSW

The Glasshouse is
supported by the
NSW Government
through Arts NSW

Founding
Sponsors



Australian Solar Timber
Timber Excellence

THE ROSS
FAMILY



BACKSTAGE

Communications

- **Stage Managers Console:**
 - Primary Location is Prompt Side
 - Can be relocated to OP
 - Fitted with
 - Gooseneck Lamp
 - Dual Monitors (Infrared and Colour)
 - Paging master
 - Stopwatch / Clock
 - Orchestra Cue Light controller
 - Clearcom Master Station
- **Talk Back**
 - Master unit mounted in SM console (clearcom)
 - Substation Belt packs (RS601) = **8**
 - BTR-800 Wireless Receiver
 - BTR Beltpacks = **4**
 - Beyerdynamic Headsets DT280 (Single muff) = **8**
 - Telex Headsets = Single ear = **3**
 - Talkback Patching located at:
 - Stage PS and OP
 - Fly Gallery
 - Follow-spot Positions
 - Lighting bridges
 - Audio and Lighting Control Positions
 - Orchestra Pit
 - Production desk position
 - Dressing Rooms
- **Paging / Show Relay:**
 - Paging to dressing rooms is available via Stage managers console
 - Show relay, Video and Audio, is distributed to all dressing rooms and Green room
 - Dressing rooms and green room have individual control over show relay volume
 - Paging cannot be volume controlled
- **Stage Monitor (Video):**
 - Colour camera mounted In rear of stalls feeds to Stage Manager Console , Dressing Rooms, Green Room and Stage Door/Production Office
 - Infra-red camera located In rear of stalls feeds to Stage Manager Console only.
 - Camera located in Orchestra pit can be routed to Stage manager if required
- **Q-Light system**
 - Q light system works between stage manager and Orchestra Pit only.



Government
Sponsors



A facility of Port
Macquarie Hastings
Council



Trade &
Investment
Arts NSW

The Glasshouse is
supported by the
NSW Government
through Arts NSW

Founding
Sponsors



AST
Association Solar Timbers
Furniture Industries

THE ROSS
FAMILY



Dressing Rooms

Dressing Room	Capacity	Toilet	Shower	Details
Dressing Room 1	2	1	YES	On stage level.
Dressing Room 2	2	1	YES	On stage level.
Dressing Room 3	18	2	YES	One level below stage level.
Dressing Room 4	18	2	YES	One level below stage level.

Laundry / Wardrobe

Laundry Facilities are located in the Basement and can be accessed Via Stairs or Goods lift. Laundry facilities contain the following items:

- **Washing Machines**
 - 2 of Whirlpool heavy duty domestic units
- **Dryers**
 - 2 of Asko T74C (butterfly drying) domestic units
 - 1 of Asko DC 7171 Stand up drying cupboard
- **Ironing**
 - 1 of Iron Board
 - 1 of Iron
- **Steaming**
 - 1 of Portable 'Jiffy' Steamer
- **Clothing Racks**
 - 8 of rolling costume racks (6 in Dressing rooms)

Production Management Facilities

The following facilities are available for touring management:

- **Production Desk**, Can be set up in centre of Auditorium stalls. Production desk can accommodate DMX, desk lamps and Talkback.
- Stage Door is setup to accommodate a **Production Office**, with Internet, Phone and safe.

Greenroom

The Glasshouse Green room is located on level 1, one floor above stage. The Green room contains the following:

- Fridge / freezer
- Microwave
- Running Water
- Boiling Water
- Crockery
- Cutlery

The Green Room is not stocked with any consumables. Catering can be arranged through Event services prior to arrival on site.

Stage Door

Access:

Stage Door is located beside the loading dock via the forecourt (Next To Port Central Shopping Centre). Access during bump-in / out will be controlled by the Venue Supervisor. There is an Intercom that links to Venues Technical Office. Stage door is located on stage level.



Government
Sponsors



A facility of Port
Macquarie Hastings
Council



Trade &
Investment
Arts NSW

The Glasshouse is
supported by the
NSW Government
through Arts NSW

Founding
Sponsors



AST
Association of
Theatrical Artists

THE ROSS
FAMILY



ADDITIONAL INFORMATION

Orchestral

Equipment available for hire:

- 38 x music stands
- 40 x orchestra chair
- 22 x scone lights
- 1 x Yamaha C7 - 7ft Grand Piano
- 1 x Yamaha Clavinova - GH3 Digital Baby Grand

Rehearsal Spaces

Rehearsal spaces require booking and may incur additional hire charges

- **Studio:** 11'000mm x 13'000mm sprung timber floor / ballet barre / mirrors (Stage Level)
- **Meeting Room 1:** 9860mm x 7300mm carpet on concrete floor (Level three)
- **Meeting Room 2:** 9860mm x 7250mm carpet on concrete floor (Level three)
- **Meeting room 1 & 2** can be combined via a removable wall.

Other

- All scenery, curtains, costumes and properties must be flame retarded in accordance with the prevailing Fire Code in NSW before being brought into the Glasshouse.
- All electrical equipment brought into the Glasshouse must be tested and tagged.
- Dangerous goods and Hazardous Materials brought into the Glasshouse must have prior approval from the Glasshouse, and be accompanied by a Dangerous Goods Register, Material Safety Data Sheets and all necessary safety and handling equipment.

Staff / Scheduling Requirements

- All staff must be engaged on a minimum 3 hour call
- Staff hours worked on a Sunday shall be charged at penalty rates
- Staff hours worked between 11pm and 6am Monday – Saturday shall be charged at penalty rates
- Staff hours worked on Public holidays shall be charged at penalty rates
- Glasshouse staff must be provided a meal break of at least half an hour, no later than 5 hours after commencing work. Otherwise staff shall be charged at penalty rates until Meal Break is taken.



Government
Sponsors



A facility of Port
Macquarie-Hastings
Council



Trade &
Investment
Arts NSW

The Glasshouse is
supported by the
NSW Government
through Arts NSW

Founding
Sponsors



AST
Australian Solar Timbers
Cultural Foundation

THE ROSS
FAMILY



VENUE

Venue Address

32- 40 Clarence Street,
Port Macquarie
NSW,
2444

Postal Address

PO BOX 84
Port Macquarie
NSW
2444

Venue Hire Contact

Email Address
Phone Number

sales@glasshouse.org.au
02 6581 8888



Government
Sponsors



A facility of Port
Macquarie Hastings
Council



Trade &
Investment
Arts NSW

The Glasshouse is
supported by the
NSW Government
through Arts NSW

Founding
Sponsors



THE ROSS
FAMILY

