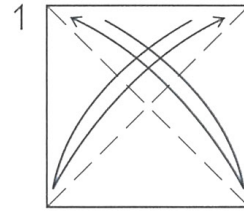


CREATE
& MAKE
YOUR
OWN

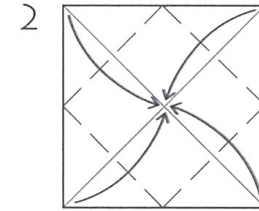
Lily



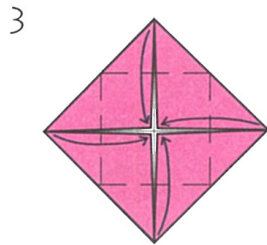
The water lily is a beautiful form, invoking the charm of the lily floating on the water.



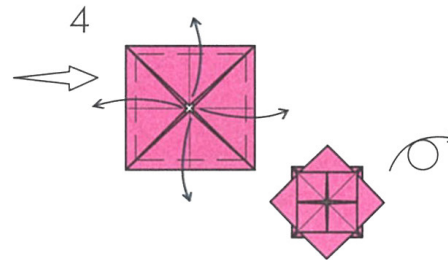
1 Fold and unfold diagonals.




2 Fold corners to the centre.




3 Fold corners to the centre again.




4 Fold indicated corners outwards leaving a small gap at the edges. Turn over.



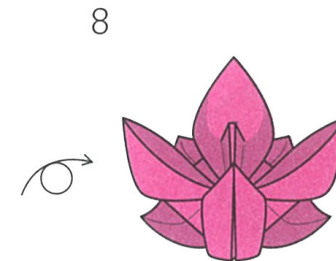
5 While folding the indicated corners to the centre, the model will change into 3D.



6 Completed step 5. Turn over.



7 Fold indicated corners outside leaving a little gap at the edges. Turn over.



8 Completed water lily.