
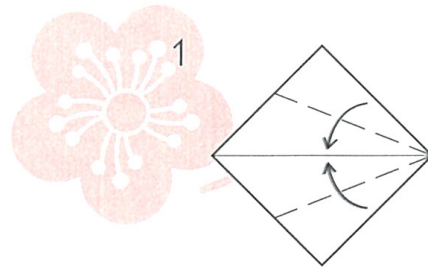


**CREATE
& MAKE
YOUR
OWN**


Swan



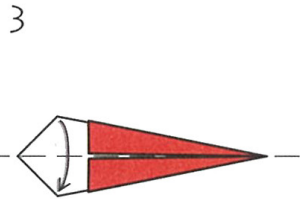
This simple origami model reflects the elegant form of a swan gliding across the waters of a lake.



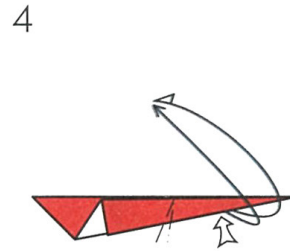
1
Pre-crease diagonal. Fold sides to the middle.



2
Mountain fold both sides to the middle.




3
Fold in half.



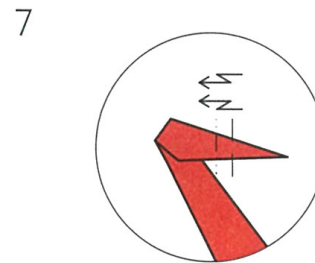
4
Outside reverse fold the neck.




5
Outside reverse fold the head.



6
Pull out hidden paper on both sides of the head.



7
Pleat then double reverse fold the head to form the beak.



8
Completed swan.